



## MINI MAGIC COMPACT FULL FUNCTION COOKIES & CAKE MACHINE

### AVAILABLE IN THREE PHASE AND SINGLE PHASH

No. Of Cookies Per Row	Tray Width Required	May. Production Capacity Per Hour	Weight Of Machine	Dimension of Machine (LxWxH)	Power Load Kw
5	12"	80 Kg	500 Kg	915x815x1400	2 Kw

### TECHNICAL FEATURES:

- Adjustable speed and time of depositing rollers.
- Adjustable speed of rotation of nozzles.
- Automatic advancement of tray.
- Mechanism of servo motor with heavy duty gear boxes.
- Double sensor sensor system of zero nozzles breakage.
- Computerized height adjustable conveyor belt.
- Complete sets of nozzles, free of cost.
- Single person operation mode or continuous cycle mode.
- Anti slip conveyor belt in order to ensure the precise position of cooking on the tray.
- Adjustments for number of biscuits to be deposited in per tray.
- Heavy duty motors and electronics circuits designed to tolerate varying power supply conditions.

## SERVO ADVANCE MODEL COOKIES & CAKE MACHINE

### AVAILABLE IN THREE PHASE AND SINGLE PHASE

No. Of Cookies Per Row	Tray Width Required	May. Production Capacity Per Hour	Weight Of Machine	Dimension of Machine (LxWxH)	Power Load Kw
5	12" / 300MM	100Kg	500Kg	800 x 900 x 1250	2 Kw
6	16" / 400MM	140Kg	600Kg	800 x 1050 x 1650	2.25 Kw
7	18" / 450MM	140Kg	650Kg	800 x 1050 x 1650	2.25 Kw



**KESYA**  
INTERNATIONAL PVT . LTD

## HIGH SPEED DOUBLE SERVO ADVANCED COOKING & CAKE MACHINE



### TECHNICAL FEATURES:

- Adjustable speed and time of depositing rollers.
- Adjustable speed of rotation of nozzles.
- Automatic advancement of tray.
- Mechanism of servo motor with heavy duty gear boxes.
- Double sensor sensor system of zero nozzles breakage.
- Computerized height adjustable conveyor belt.
- Complete sets of nozzles, free of cost.
- Single person operation mode or continuous cycle mode.
- Anti slip conveyor belt in order to ensure the precise position of cooking on the tray.
- Adjustments for number of biscuits to be deposited in per tray.
- Heavy duty motors and electronics circuits designed to tolerate varying power supply conditions.

### AVAILABLE IN THREE PHASE AND SINGLE PHASE

No. Of Cookies Per Row	Tray Width Required	May. Production Capacity Per Hour	Weight Of Machine	Dimension of Machine (LxWxH)	Power Load Kw
6	16" / 400MM	150Kg	650Kg	800 x 1050 x 1650	2.5 Kw
7	18" / 450MM	170Kg	700Kg	800 x 1050 x 1650	2.5 Kw
8	20" / 500MM	200Kg	700Kg	800 x 1050 x 1650	3 Kw
9	24" / 600MM	225Kg	850Kg	800 x 1200 x 1650	3.5 Kw
10	27" / 680MM	250Kg	850Kg	800 x 1200 x 1650	3.5 Kw
12	32" / 800MM	300Kg	1200Kg	800 x 1450 x 1650	4.5 Kw



## PLANETARY MIXER



### TECHNICAL FEATURES:

- Special heavy duty automatic mixer with variable speed, sturdy body, important heavy duty bonfiglioli gear box standard motor with AC drives.
- There is no manual transmission of gear, it is all electronically by the AC drives.
- The mixer is fitted with scraper and the mixer doesn't need manual intermittent hard mixing .
- The mixer comes with 2 blades, one for cookies & one for cakes.
- The mixer has removable bowl with wheels.
- The bowl descends & sits on the floor, it can then be taken to the machine.
- Neither the bowl, nor the scraper need to be opened after mixing.
- low maintenance & high productivity mixer for consistent batches.
- Special heavy duty all stainless steel movement system assisted with multiple bearings and injection hardened gears, enables trouble free long lasting performance.
- 1 Extra bowl to increase the productivity upto 150% the operator can take the first bowl to the machine and start mixing in the second bowl.

### AVAILABLE IN THREE PHASE AND SINGLE PHASE

Model	G 45	G 80	G 140
Dry Flour Capacity	8Kg	15Kg	25Kg
Total Dough Capacity	16Kg	30Kg	50Kg
Dimension of machine (LxWxH) Size in mm	1050x1050x1700	1100x1100x1800	1200x1200x1900
Weight of Mixer	600Kg	750Kg	850Kg
Power Load KW	2.5Kw	3Kw	4Kw

- Twin speed automatic spiral mixer for perfect timing and speed control suitable for Bread /Rusk /Khari /Cream roll.
- The mixer is fitted with dual speed motors for bowl; rotation and high speed
- The mixer is fitted with SS bowl, SS Arm and SS Cutter
- The mixer is fully computerized to programme speed & Bowl Rotation.
- Various programme can be stored & recalled on touch of a button.

### AVAILABLE IN THREE PHASE AND SINGLE PHASE

Model	Dry Flour Capacity	Total Dough Capacity	Weight of	Power Load
G5080G	50Kg	80Kg	350Kg	5Kw
G100160	100Kg	160Kg	450Kg	7.5Kw





## ALL IN ONE DEPOSITOR

### ONE MACHINE ALL FUNCTIONS

### COOKIES DROP MACHINE WITH JAM DEPOSITING CAKE DEPOSTING & INJECTION



### MACHINE CAPABILITIES:

- All kinds of cookies  
Wire cut function for high-speed production of shot
- Bread type cookies.
- Stationary drop function for designer cookies
- Rotary drop function for popular indian chakree type cookies
- Long rotary drop function for designer long cookies
- Thick drop cookies
- Hole in center of cookies for subsequent filling of jam, cream etc.
- Tip control mechanism
- Forward / reverse rotary movement.
- Forward / reverse table movement & single operator mode
- CUP CAKES & BAR CAKES
- CREAM INJECTION INSIDE CUP CAKES AND BAR CAKES.
- TOP DEPOSITING OF CREAM / JAM / GLAZE ON ANY KIND OF PRODUCT.

# All New Latest Technology

### AVAILABLE IN THREE PHASE AND SINGLE PHASE

No. of cookies Per Row	Tray Width Required	Max. Production Capacity Per Hour	Weight of Mixer	Dimension of machine Size in mm	Power Load KW
5	16" or 18	150KG	700KG	1575 x 1575 x 1650	2.5 KW



**KESYA**  
INTERNATIONAL PVT . LTD

## VERSATILE CAFÉ DEPOSITOR

**Ultra smart versatile spot cake depositor which can be used for portioning all kind of cake batter / dough hygienically with accuracy. It come with multiple table option, round conveyor or long conveyor.**

- The machine can be used for sponge cakes, layer cakes, Plum Cakes, Muffins etc. with lot of inclus
- The weight of the cake can be between 20gm to 400 grams. For increased quantity multishots can be performed in a mould.
- The machine is also fitted with a PLC and computer from where the operator can feed the dosage & store them for future quick changeovers.
- The height of hopper is such that the batter travel is minimum and no aeration loss happens.
- The machine can either be fitted with a long conveyor or a round conveyor.
- The machine requires an air-compressor of 2hp / 6bar air pressure for operating the final valve. (not included with machine).

## BOWL LIFTER & TILTER

A specially designed stainless steel bowl lifter & tilter for transfer of batter from bowl to dropping machine directly. the tilter is motorized. the bowl is lifted & tilted automatically into the dropping machine hopper. it is available in 3 phase or single phase input supply. power load is 1KW



## AVAILABLE IN THREE PHASE AND SINGLE PHASE

Max. Production Capacity Per Hour	Weight of Mixer	Dimension of machine Size in mm	Power Load KW
100-200 Kg	350Kg	1150 x850 x 1500	2KW



## CUP CAKE DEPOSITOR CUM CENTRE FILLING INJECTOR

**Fully computerized cake depositor with conveyor in completed stainless body & parts. Machine is fitted with panasonic servo.**

### Advance Motor. Machine Can Perform The Following Functions :-

- Depositing cup cake batter / similar viscosity batter of any sort.
- The weight of the cake can be between 10gm to 100gms.
- The machine is also fitted with a PLC and touchscreen display from where the operator can feed the dosage & store them for future quick changeovers.
- The machine can also be customized as per the requirement.
- Injecting in cake / buns (post baking)
- Top depositing of cream / jam / glaze on any kind of product.
- The weight of the injection can be between 3gm to 25gms.
- The machine injects accurately repeatedly.



No. of Cakes Row	Tray Width Requirsd	Max. Production Capacity Per Hour	Weight of Machine	Dimension of machine (LxWxH) Size in mm	Power Load KW
5	16" or 18"	6600Pcs / Hr.	400Kg	1575 x 1375 x 1650	1.5KW
7	24"	9200Pcs / Hr.	500Kg	1575 x 1375 x 1650	2KW

## MULTI CAKE DEPOSITOR

Specially designed Multi cake depositor in full stainless steel body & parts with leak proof hopper and injection system stem design for mass production of muffins, bar cakes, sheet cakes etc. The machine is available in 16"/18"/24" size with variable droppoint points as per tray. Machine can perform the following functions:-

- The machine has moveable / adjustable nozzles to drop form one nozzle in one tray or from two / three nozzles
- can be moved / blocked as and when required.
- Depositing cup cake batter / similar viscosity batter of any sort.
- The weight of the cake can be 10 gm to 2 kg.
- The machine is also fitted with a PLC and touchscreen display
- from where the operator can feed the dosage & store them
- for future quick changeovers.
- The machine can also be customized as per the requirement.

No. of Cakes Row	Tray Width Requirsd	Max. Production Capacity Per Hour	Weight of Machine	Dimension of machine (LxWxH) Size in mm	Power Load KW
6	16" or 18"	150kg	600Kg	800 x 850 x 1650	1.5KW
8	24"	210kg	850Kg	800 x 1200 x 1650	2KW



## DOUBLE HOPPER CEATER FILL INJECTOR CUM CAKE DEPOSITOR

- Specially designed double hopper injector cum depositor multi functional activities.
- The machine has two hoppers which are independently controlled by computer.
- One hopper can be used to depositing cake dough and second hopper can be used for injecting cream in baked cakes.
- Center filling injector filler will conveyor suitable for 16"/18"/24" Tray width
- and 5 & 7 dropping points in completed stainless steel body & parts.
- Double color cake depositing.
- Injecting in cakes/buns (post baking)
- The machine is also fitted with a PLC and touchscreen
- display from where the operator can feed the dosage & store them for future quick changeovers.



### AVAILABLE IN THREE PHASE AND SINGLE PHASE

No. of Cakes Row	Tray Width Requirsd	Max. Production Capacity Per Hour	Weight of Machine	Dimension of machine (LxWxH) Size in mm	Power Load KW
5	16" or 18"	13200Pcs / Hr. Per Hour	400Kg	1575 x 1375 x 1650	2.5KW
7	24"	18480Pcs / Hr. Per Hour	500Kg	1575 x 1375 x 1650	3KW

### DOUGH SHEETR

Heavy duty dough sheeter with sturdy sturdy body and parts for sheeting of any type savory dough.

- The dimension of the machine is 3300x12200x1200mm
- Roller width is 600mm. it can sheet upto 0.5mm thickness.
- The roller gap is 0.5mm to 34mm
- Power load is 1 Hp/3Phase.





## UNIVERSAL FILLER

Versatile mini depositor for small bakeries for various depositing applications with handgun, spot deposit attachment and cream filling nozzles. The machine operates through a servo motor and lube pump and is controlled by a PLC (Computerized). Different programmes can be saved for different items through the touch-screen display. It is an easy to use to use, easy to clean mini depositor. The biggest advantage of the machine is accurate repeatability. The capacity of the machine depends upon the operator's practice. The machine can perform following funtions:

- Cream roll filling
- Bun filling
- Sponge cake depositing
- Cup cake depositing
- Bar cake/Round cake depositing



### AVAILABLE IN THREE PHASE AND SINGLE PHASE

Max. Production Capacity Per Hour	Weight of Machine	Dimension of machine (LxWxH) Size in mm	Power Load KW
80Kg	80Kg	700 x500 x 400	1.5KW

## BATTER LIFTING PUMP

### TECHNICAL FEATURES:

- Pneumatic cake batter lifting pump
- It doesn't require power, operates through compressed air.
- It gently transfer the batter form the mixer bowl to the machine hopper.
- It has a lifting and lowering system.
- It has a variable movement and tilting system to fit almost all bowls.
- It requires air of 3 HP compressor.

### AVAILABLE IN THREE PHASE AND SINGLE PHASE

Capacity Per Hour	300kg	2000kg
Weight of Machine	200kg	500kg
Dimension of machine (LxWxH) Size in mm	850x700x1550	850x700x1550
Power Load KW	NO POWER REQLRED	NO POWER REQLRED







**KESYA**  
INTERNATIONAL PVT . LTD

# EGG BREAKING MACHINE

AVAILABLE IN THREE PHASE AND SINGLE PHASE

Capacity Per Hour	6000kg / Hr.
Weight of Machine	200kg
Dimension of machine (LxWxH) Size in mm	930x670x640
Power Load KW	1.1kw



AVAILABLE IN THREE PHASE AND SINGLE PHASE

Capacity Per Hour	1000kg / Hr.
Weight of Machine	200kg
Dimension of machine (LxWxH) Size in mm	1430X820X1740
Power Load KW	1.5kw



## BAKERY RELATED OF OTHER MACHINE

### SUGAR GRINDER



AVAILABLE IN THREE PHASE AND SINGLE PHASE

Capacity Per Hour	300kg / Hr.
Weight of Machine	306kg
Dimension of machine (LxWxH) Size in mm	1000x750x1750
Power Load KW	3.7kw


### WASTE / BROKEN BLSUIT GRINDING MACHINE



AVAILABLE IN THREE PHASE AND SINGLE PHASE

Capacity Per Hour	50kg / Hr.
Weight of Machine	150kg
Dimension of machine (LxWxH) Size in mm	400X400X1000mm
Power Load KW	2kw

### POUCH PACKING PADEL SEALER



AVAILABLE IN THREE PHASE AND SINGLE PHASE

Capacity Per Hour	Upto 1 Ton/Day (By Hand)
Weight of Machine	25kg
Dimension of machine (LxWxH) Size in mm	400X400X1000mm
Power Load KW	2kw




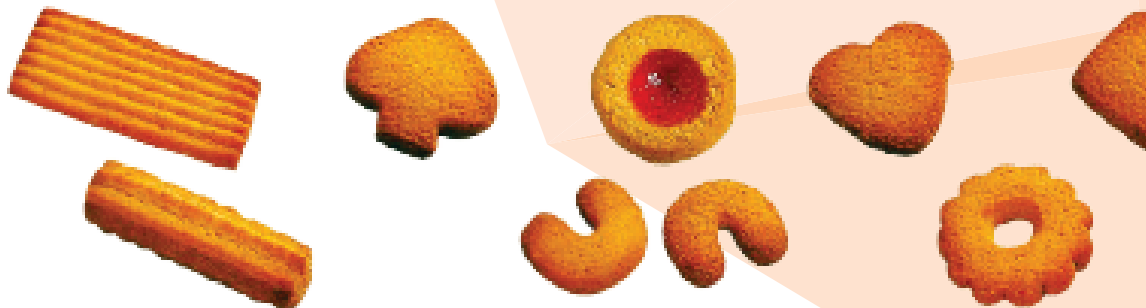
**KESYA**

INTERNATIONAL PVT . LTD



## MACHINE FUNCTION & COOKIES DESIGN




**WIRE CUT**




**STATIONERY DROP**



**ROTARY DROP**



**LONG DROP & ROTARY LONG DROP**





# KESYA

INTERNATIONAL PVT . LTD

